

Wilkes University Civic Band Audition Instructions

Hello and Welcome!

If you are here, you are interested in auditioning for the Wilkes University Civic Band. That is great news! We are looking forward to hearing you. This year, you may audition in person or via virtual online submission. Before we get started, you may be wondering: What should you play?

Audition recordings are limited to about three (3) minutes, but please feel free to keep it shorter than that. The purpose of these auditions is to see where you are at on your instrument. Play one of your favorite excerpts, an etude, or part of a solo, whatever you feel shows your ability. It can be something you played in high school, an etude from the internet, or a piece from a method book. You can see some example excerpts at the following link:

https://drive.google.com/drive/folders/1ZxVvVjSjrg4_xcCD3yKgm7AQZsrC7wWA?usp=sharing

If you have trouble or have any questions, email Dr. Graham at joel.graham@wilkes.edu. He will be happy to help.

Before you get started, make sure you have filled out the information form at:

<https://forms.gle/TsKXrFKnpVYyeoxu7>

Percussionists, also fill out this form:

<https://forms.gle/SF68DkyGAYPbXefU6>

In-Person Audition Instructions:

1. After filling out the form or forms above, sign up for an audition time slot at:

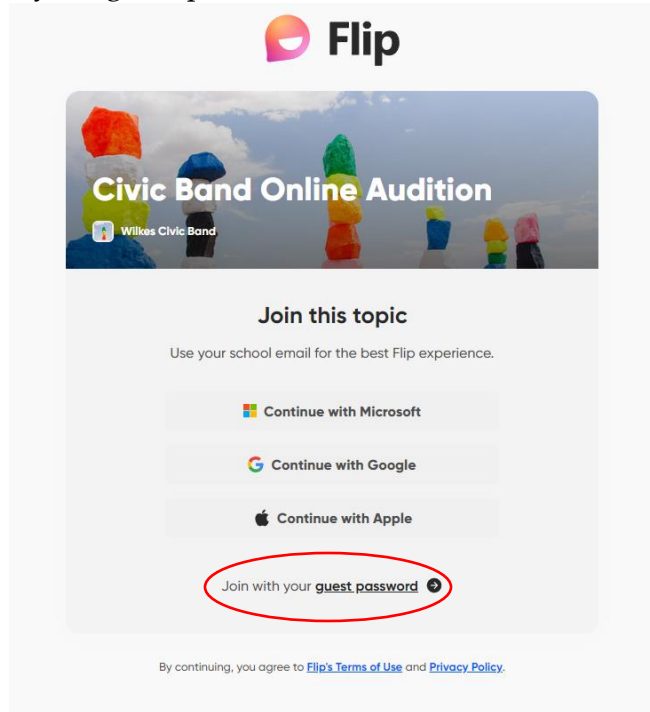
<https://www.signupgenius.com/go/805084ea5ad28abfd0-wilkes#/>

In-person auditions will take place on **Wednesday August 30th from 6:45p-9:15p in Room 41 of the Dorothy Dickson Darte Center for the Performing Arts.**

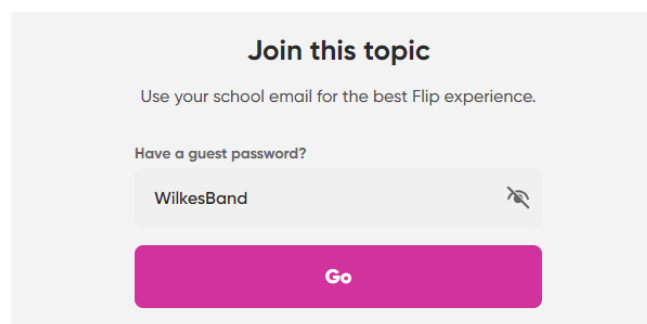
2. Attend your audition time slot

Virtual Audition Instructions

1. After filling out the form or forms above, go to: <https://flip.com/e3c2a65e> on your computer or phone.
2. Click “Join with your guest password”



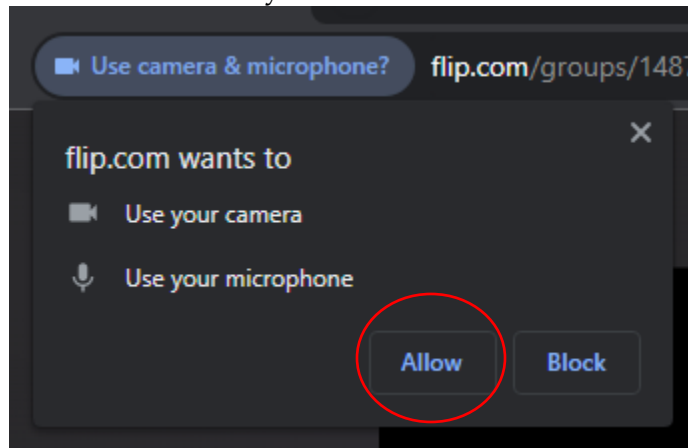
3. Enter the guest password: WilkesBand
 - a. All one word
 - b. Exact capital and lowercase letters required
 - c. After typing password, click “Go”



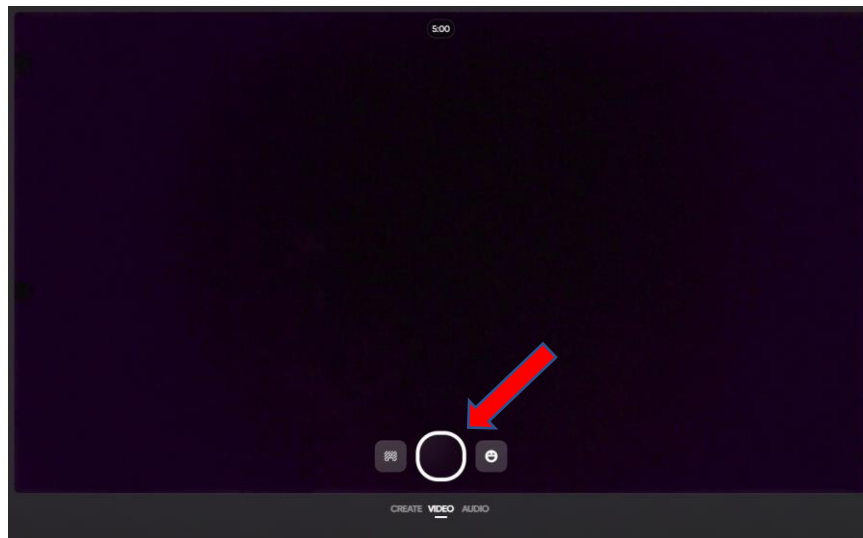
4. Click the "Record" button



5. You may get a notification asking for permission to access your camera and microphone. Click "Allow" or "Okay".

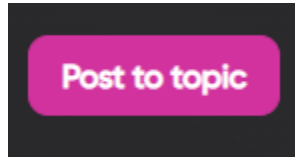


6. Select "Record" (circle button in middle of video screen) and play your short audition (less than five minutes).



7. When you are done, push "Next" and then "Next" again (once per page).

8. On the final screen, enter your first name, last name, email address, and please write your instrument in the "Caption box".
9. Click the "Post to Topic Button"



10. Wilkes University Students, register for the course if you have not done so already.

And you are done. It is that easy! Only Dr. Graham will be able see your responses. We want to make this the least amount of stress possible, but we know, sometimes things do not go quite right. If you have any issues or questions, contact Dr. Graham at joel.graham@wilkes.edu. He will be happy to help figure out a solution.

Thanks for auditioning!

Virtual Auditions are due by 10:00pm Wednesday August 30th, 2023.