

Wilkes University Jazz Ensemble Audition Instructions

Hello and Welcome!

If you are here, you are interested in auditioning for the Wilkes University Jazz Ensemble. This year, you may audition in person or via virtual online submission.

Auditions will consist of you playing a jazz standard with a backing track (see below). The purpose of these auditions is to see where you are at on your instrument and your comfort level within a jazz setting. You have two options:

Trumpet, Trombone, and Saxophones:

1. Play through the melody (head) one time, followed by a one chorus solo over the changes [two times through the changes]
OR
2. Play through just the melody one time [one time through the changes]

Piano, Bass, Mallets, and Guitar:

1. Play through the melody (head) one time, play a one chorus solo over the changes, comp through the changes [three times through the changes]
OR
2. Play through the melody one time, followed by comping through the changes one time [twice through the changes]

Drum Kit:

1. Accompany the changes for one chorus, followed by one chorus of solo [twice through the changes]
OR
2. Accompany the changes for one chorus [once through the changes]

This semester's standard is *Body and Soul*. You can find a pdf lead sheet at the link below. Please select the correct key (C, Bb, Eb, or Bass) that corresponds to your instrument.

<https://drive.google.com/drive/folders/1oXR5rqDcvOgqmh9SHJLj3nGF3CKeExaM?usp=sharing>

C – Piano, guitar, and upright bass (changes)

Bb – Trumpet, tenor saxophone

Eb – Alto saxophone, Bari Saxophone

Bass – Trombone, bass trombone, and upright bass (melody and changes)

If you have trouble or have any questions, email Dr. Graham at joel.graham@wilkes.edu. He will be happy to help.

Before you get started, make sure you have filled out the information form at:

<https://forms.gle/sCrFSbijswJsUoby5>

Backing Tracks:

(Note: Tracks are longer than the audition, please play as much as indicated above)

Trumpets, Trombones, and Saxophones use the backing track at

<https://www.youtube.com/watch?v=3Cgy-2ucuFQ>

Piano, mallets, and guitar use the backing track at:

<https://www.youtube.com/watch?v=7rWiiYCEysA>

Bass use the backing track at:

<https://www.youtube.com/watch?v=D5-RaMoDats>

Drum kit use the backing track at:

<https://youtu.be/iKmAdkIFCxo>

Rhythm section players, if you attend an in-person audition, we can add melody and see your comp work, but you are not required to have the melody to play the changes.

In-Person Audition Instructions (Preferred Method):

1. After filling out the form above, sign up for an audition time slot at:

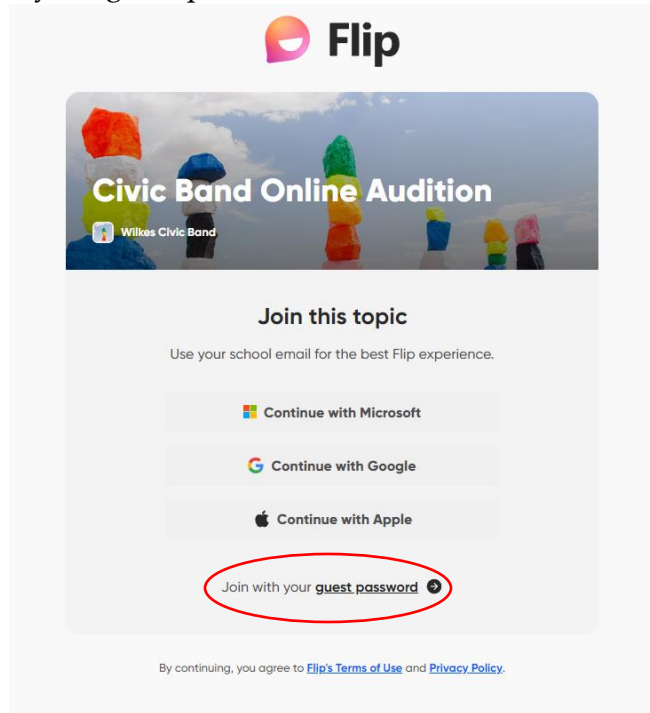
<https://www.signupgenius.com/go/805084EA5AD28ABFD0-wilkes1>

In-person auditions will take place on **Thursday August 31st from 7:00-9:30p in Room 41 of the Dorothy Dickson Darte Center for the Performing Arts.**

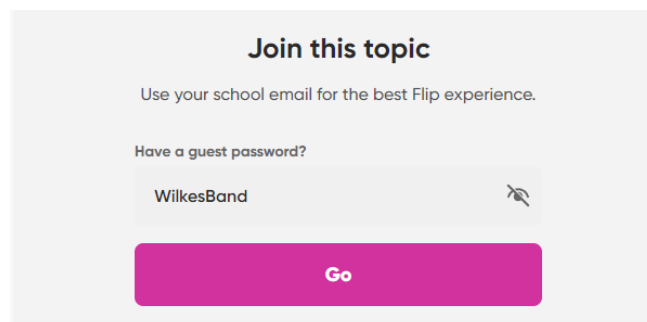
2. Attend your audition time slot

Virtual Audition Instructions

1. After filling out the form above, go to: <https://flip.com/0e50904b> on your computer or phone. If asked for a code, enter code: 0e50904b
2. Click “Join with your guest password”



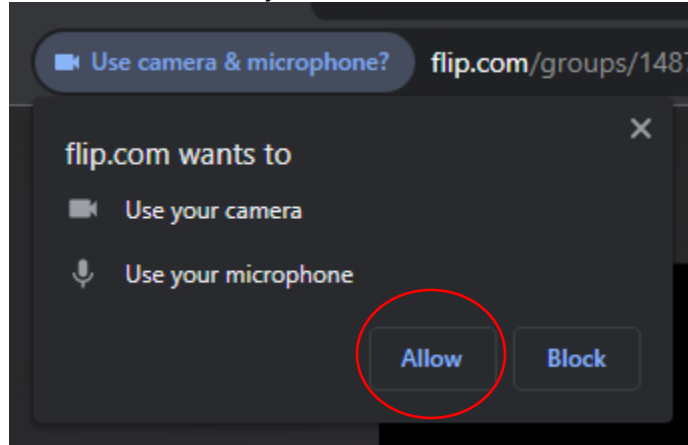
3. Enter the guest password: WilkesBand
 - a. All one word
 - b. Exact capital and lowercase letters required
 - c. After typing password, click “Go”



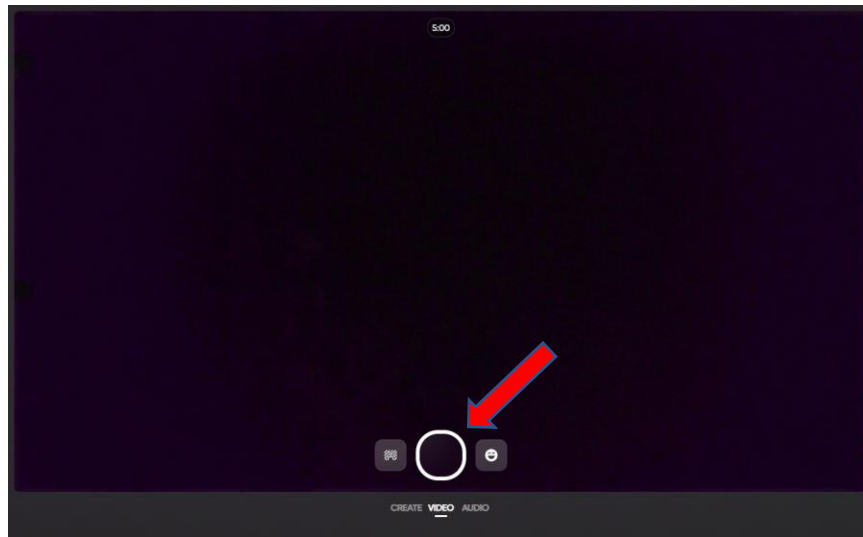
4. Click the "Record" button



5. You may get a notification asking for permission to access your camera and microphone. Click "Allow" or "Okay".

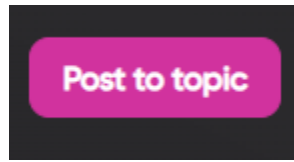


6. Select "Record" (circle button in middle of video screen), start your backing track (in another tab or device), and play your short audition (less than five minutes).



7. When you are done, push "Next" and then "Next" again (once per page).
8. On the final screen, enter your first name, last name, email address, and please write your instrument in the "Caption box".

9. Click the “Post to Topic Button”



10. Wilkes University Students, register for the course if you have not done so already.

And you are done. It is that easy! Only Dr. Graham will be able see your responses. We want to make this the least amount of stress possible, but we know, sometimes things do not go quite right. If you have any issues or questions, contact Dr. Graham at joel.graham@wilkes.edu. He will be happy to help figure out a solution.

Thanks for auditioning!

Virtual Auditions are due by 10:00pm Thursday August 31st, 2023.